

Features:

- packaged pumping station made of corrosion-resistant PE-LLD
- buoyancy-proof up to ground water level of max. 1,2 m from manhole's lower edge
- installation of one pump of the series ZFS 71, ZPG 50, ZPG 71
- stainless steel piping DN 50, pre-assembled with coupling system
- non-return valve, gate valve and flushing connection 1"
- pressure outlet PE-HD 63 x 5.8 – outside the manhole
- 1 x inlet DN 150, further inlets optional
- 2x connection DN 100 for cable gland and air vent

Application:

- pumping of sewage from single-family houses
- as drainage pumping station
- for pressure drainage
- for installation outside buildings
- also drivable with manhole covers class B and D

Scope of delivery:

- pumping station with pressure pipes and valves
- ZFS 71 series - grinder pump (except Art.no. 14483)
- BEGU manhole cover class A-D optional (see accessories)
- control unit ZPS for pumping station (ZPG 50 WA with float switch)



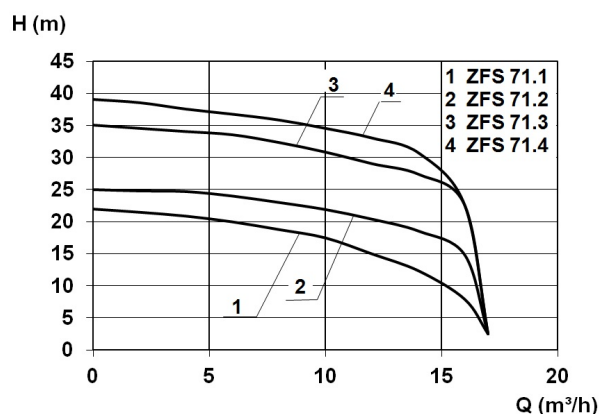
Product benefits:

- complete pumping station for domestic connections (1 pump)
- complete set - ready for connection available
- load capacity up to 40 tons (class D)
- divers pump options (e.g. ZFS 71, ZPG 50, ZPG 71)
- made of corrosion-resistant PE-LLD for lifelong operating time
- pre-assembled connections available
- quick-coupling system for easy pump insertion and optimal sealing

Technical data:

| Art.no. | U [V] | P ₁ [W] | P ₂ [W] | In [A] | n [min ⁻¹] | Q _{max} [m ³ /h] | H _{max} [m] | P0 | D [mm] | L [mm] | W [mm] | H [mm] | Weight [kg] |
|---------|----------|-----------------------|-----------------------|-----------|---------------------------|---|-------------------------|-------|-----------|-----------|-----------|-----------|----------------|
| 21372 | 400 | 3.900 | 3.200 | 6,5 | 2800 | 17,0 | 39,0 | DN 50 | 1100 | 1100 | 1100 | 2230 | 200 |

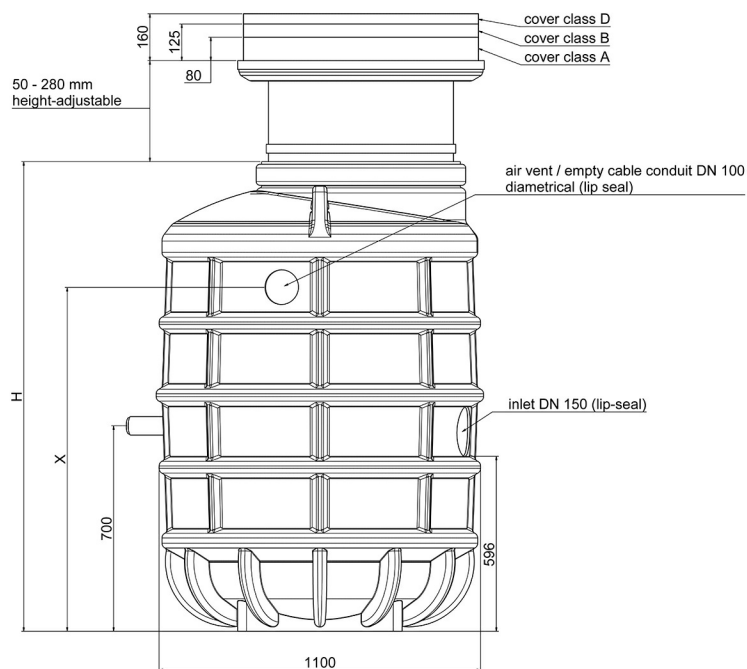
Characteristics:



Materials:

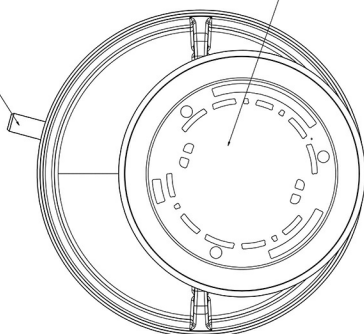
| | |
|-------------------------|-----------------------------|
| Material impeller: | PA6 GV25 |
| Seal motor: | mechanical seal SIC/SIC/NBR |
| Seal pump: | mechanical seal SIC/SIC/NBR |
| Material motor housing: | cast-iron GG25 |
| Material pump housing: | cast-iron GG25 |
| Material motor shaft: | stainless steel AISI 420 |
| Material container: | PE |

Dimensions:



pressure outlet PE-HD
 DN 50 / OD63

standard cover class A / B / D



| manhole height: H | X |
|-------------------|------|
| 3100 | 2675 |
| 2100 | 1675 |
| 1600 | 1175 |